



### District Report Card: 2017


<b>State:</b> Chhattisgarh	<b>District:</b> Dantewada
<b>Class:</b> 8	<b>Subject:</b> Language
<b>Schools:</b> 48	<b>Students:</b> 870


### Participation/Coverage


#### Students

<b>GENDER</b> 	Boys		Girls	
	Number	%	Number	%
	508	58.39	362	41.61

<b>AREA</b> 	Rural		Urban	
	Number	%	Number	%
	609	70.00	261	30.00

<b>CATEGORY</b> 	SC		ST		OBC		GEN	
	Number	%	Number	%	Number	%	Number	%
	37	4.25	575	66.09	229	26.32	29	3.33

<b>CWSN</b> 	LD	VI	HI	S&LD	ID	Oth
	2	4	1	0	5	2

<b>Management</b> 	Government		Government-aided	
	Number	%	Number	%
	870	100.00	0	0.00

### Average Performance of Students in Language (%)

Overall	Gender		Area		Management		Social Group			
	Male	Female	Rural	Urban	Govt.	Aided	SC	ST	OBC	GEN
47.88	47.53	48.36	46.34	51.47	47.88	0.00	45.05	47.43	48.21	57.70

### Performance on Learning Outcomes (LOs)

Learning Outcomes	Description	Average Performance(%)
L813	Read textual/non-textual materials with comprehension and identifies the details, characters, main idea and sequence of ideas and events while reading	47.88

Range of Performance of Students who Answered Correctly							
Below 30%		30% - 50%		50% - 75%		Above 75%	
Number	%	Number	%	Number	%	Number	%
219	25.17	232	26.67	308	35.40	111	12.76

### Lowest Performing Learning Outcomes (LOs)

1 - Read textual/non-textual materials with comprehension and identifies the details, characters, main idea and sequence of ideas and events while reading (47.88)